

Sockets and accessories

GZP71 ①

For RMP7 1 CO

Push-in terminals

Max. cross section of the cables:
 2 x 1,5 mm² (ferrules without insulation)
 2 x 1 mm² (ferrules with insulation)
 Stripping length: 8...10 mm


35 mm rail mount acc. to EN 60715

or on panel mounting

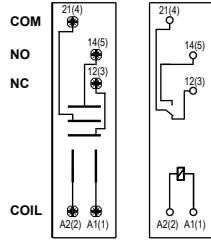
99,8 x 16,1 x 34,2(61,8) mm ③

One pole, 5 mm pinout

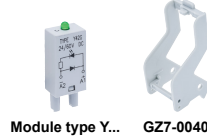
16 A, 300 V AC



Connection diagrams



RMP7 1 CO



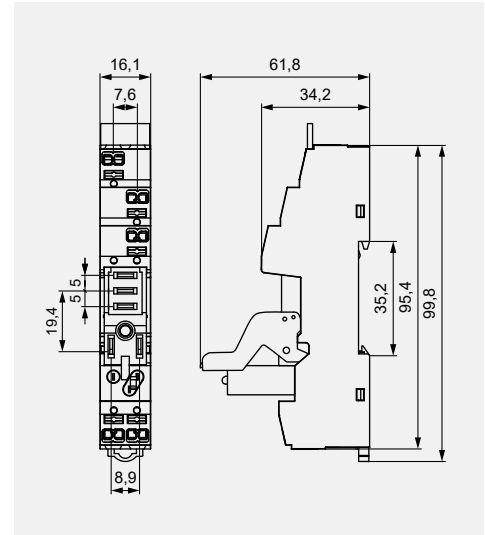
Accessories ②

ZGZP80-2

ZGZP-2

GZ7-0035

Dimensions



GZP72 ①

For RMP7 2 CO

Push-in terminals

Max. cross section of the cables:
 2 x 1,5 mm² (ferrules without insulation)
 2 x 1 mm² (ferrules with insulation)
 Stripping length: 8...10 mm


35 mm rail mount acc. to EN 60715

or on panel mounting

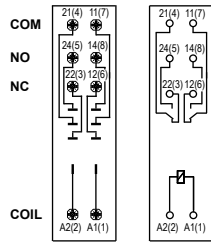
99,8 x 16,1 x 34,2(61,8) mm ③

Two poles, 5 mm pinout

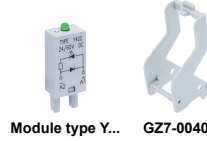
10 A, 300 V AC



Connection diagrams



RMP7 2 CO



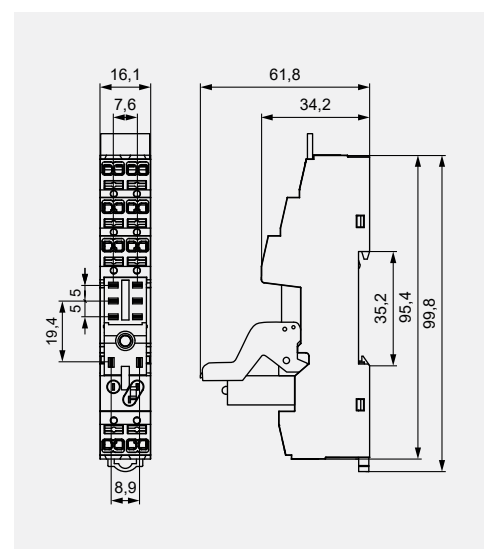
Accessories ②

ZGZP80-2

ZGZP-2

GZ7-0035

Dimensions



① Socket is sold complete with retainer / retractor clip and description plate.

② Signalling / protecting modules type Y..., interconnection strips ZGZP... - see www.repol.com.pl

③ In the bracket the height of socket with retainer / retractor clip is shown.